

## Vehicle Identification Rule for Taxicabs

### I. Legislation

The Passenger Transportation Act authorizes the Passenger Transportation Board to establish terms and conditions of licence, some of which require licensees to have a unique taxi identification code that complies with this rule.

### II. Purpose

All taxicabs in (a) the Metro Vancouver Regional District or (b) companies operating Single Shift Paired Vehicles (SSPVs), must have a unique identification code. The code will be placed on the inside and outside of vehicles. It will:

- make it easier for people to identify vehicles to lodge compliments, complaints or reclaim lost items;
- reduce the time that cab companies spend investigating complaints – especially those that are not related to their company; and
- assist enforcement officers in identifying vehicles.

### III. Vehicle Identification Rule

#### General

1. (1) Every taxi licensee listed in Appendix A or B must ensure that each taxicab operated in its fleet has an alphanumeric taxi identification code (TIC) that consists of the following and in the following sequence:
  - i. The taxi company code letter for each licensee, as identified in Appendix 1, begins the TIC.
  - ii. The unit or vehicle number, up to a maximum of three numbers assigned to the taxicab by

the licensee, follows the taxi company code.

- iii. An “S,” if the vehicle is a peak period taxi operating under a licence, or a “T,” if the vehicle is a peak period taxi operating under a temporary operating permit, ends the TIC.
- iv) An “A” for one of the paired vehicles operating as a SSPV and a “B” for the other paired vehicle.

(2) There must be not less than 2 centimetres between any letter and any number.

2. The TIC must be placed both inside and outside the taxicab.

#### TIC: Inside the Taxicab

3. The TIC in the inside of the taxicab must be in plain view of the passengers and unobstructed by other decals, equipment or other paraphernalia and must be:
  - i. affixed 5 centimetres from the top and 5 centimetres from the right side of the window on the driver side of the vehicle in the passenger compartment in sedan vehicles and vans (accessible and non-accessible);
  - ii. printed in san serif font letters that are no less than 5 centimetres tall, with a 0.5-centimeter stroke (mark made by single movement of pen or writing implement); and
  - iii. affixed 5 centimetres from the top and 5 centimetres from the right side of the back window on the driver side of the vehicle in the back passenger compartment in an accessible or non-accessible taxicab van.

# Vehicle Identification Rule for Taxicabs

## TIC: Outside the Taxicab

4. The TIC on the outside of the vehicle must be:
  - i. not less than 9 centimetres tall, with a stroke of not less than 1 centimetre wide;
  - ii. in a colour that is no less than a 70% contrast to the colour of the outside of the vehicle;
  - iii. placed on the right and left front fender of all vehicles and (a) rear trunk or hatchback (passenger side) of the vehicle for sedan vehicles or (b) rear door, bottom right (passenger side) of accessible and non-accessible vans; and
  - iv. Placed flush on the vehicle and must not curve over any lip or indentation on the vehicle.

## Licensees to Maintain TIC List


5. Subject to Section 6 that follows, each licensee must maintain on its website, in an easily accessible location, a current list of its TIC for each vehicle, including substitute vehicles, in operation in its fleet.
6. If a licensee does not have a website, it must maintain a current list of its TIC for each vehicle and make such list available immediately to municipal and provincial enforcement staff, as well as the general public, upon request.

## Licensees Must be in Compliance

7. Licensees may be asked to confirm that they are in compliance with this rule when they are renewing their passenger transportation licence.
8. The Board may, upon a written request from a licensee, vary one or more of these requirements.

## Placement of Alphanumeric Taxi Identification Code (TIC) on Taxicabs operating in municipalities in the Metro Vancouver Regional District

### Placement of TIC inside and outside rear of sedan vehicles



- Passenger side of trunk or hatchback
- TIC – not less than 9 cm high; stroke not less than 1 cm wide; not less than 2 cm between letters and numbers (e.g. E 44 S)
- San serif font

- 5 cm from top of window inside the taxi
- 5 cm from right side of window (i.e. closest to driver)
- TIC – not less than 5 cm tall; stroke not less than 0.5 cm wide
- San serif font
- In plain view of passenger inside the taxi

### Placement of TIC on outside front of all vehicles (sedans and vans)



- Right and left front fender
- TIC – not less than 9 cm high; stroke not less than 1 cm wide; not less than 2 cm between letters and numbers (e.g. E 44 S)
- San serif font

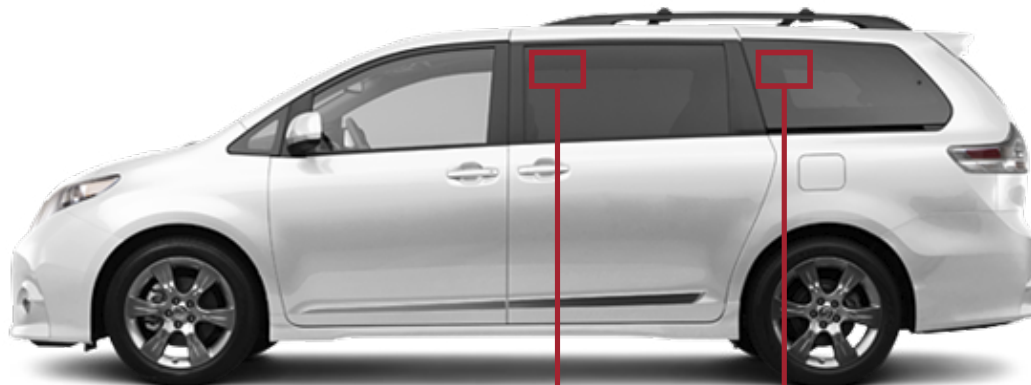


### Placement of TIC on outside rear of vans



- Passenger side of rear door
- TIC – not less than 9 cm high; stroke not less than 1 cm wide; not less than 2 cm between letters and numbers (e.g. E 44 S)
- San serif font

### Placement of TIC on inside windows of vans



- 5 cm from top of window inside the taxi
  - 5 cm from right side of window (i.e. closest to driver)
  - TIC – not less than 5 cm tall; stroke not less than 0.5 cm wide
  - San serif font
  - In plain view of passenger inside the taxi
-

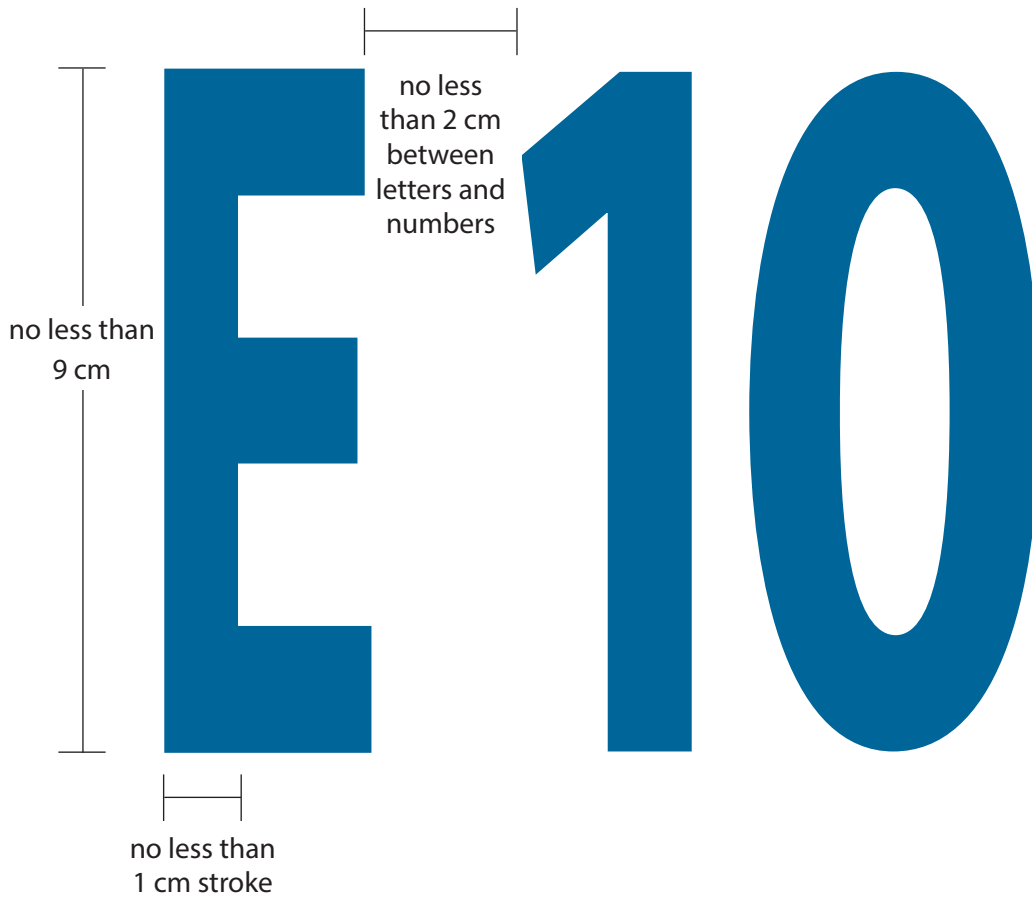
**This example is for a non-existent taxi company, Igloo Taxi Ltd. This company has 105 vehicles, including peak-period taxis.**

Company Code Letter is "E"

The TIC for unit 10 is "E 10"

The TIC for unit 100, a peak-period taxi, is "E 100 S"

The height and stroke for the outside letter is approximate



#### IV. Applicable Licensees

This Board Rule applies to all MVRD taxi licensees. See Appendix 1 for a list of these licensees. The list is subject to change.

#### V. Dates

Approved:	<b>February 17, 2014</b>	Amended:	<b>December 21, 2018</b>
-----------	--------------------------	----------	--------------------------

### APPENDIX 1 Applicable Licensees and Corresponding Taxi Company Code Letter

#### A. Taxi Companies in Metro Vancouver Regional District

Taxi Company Code Letter	Licensee
AL	Aldergrove-Langely Taxi Ltd.
A	Abbotsford Taxi Ltd.
AT	Alouette Transit Systems Ltd.
BA	Bel-Air Taxi (1982) Ltd.
BM	Burnaby Select Metrotown Taxi Ltd.
B	Bonny's Taxi Ltd.
BT	Black Top Cabs Ltd.
C	Coral Cabs Ltd.
CT	Coquitlam Taxi (1977) Ltd.
CV	Central Valley Taxi Ltd
D	Delta Sunshine Taxi (1972) Ltd.
GC	Garden City Cabs of Richmond Ltd.
G	Guildford Cab (1993) Ltd.
K	Kimber Cabs Ltd.
M	MacLure's Cabs (1984) Ltd.
MR	Meadow Ridge Taxi Ltd.
MT	Matsqui Taxi Ltd.

Taxi Company Code Letter	Licensee
ML	Mission Taxi (1980) Ltd.
N	North Shore Taxi (1966) Ltd.
NW	Newton Whalley Hi Way Taxi Ltd.
P	Port Coquitlam Taxi Ltd.
Q	Queen City Taxi Ltd.
RC	Royal City Taxi Ltd.
R	Richmond Cabs Ltd.
S	Sunshine Cabs Limited
SK	Surdell Kennedy Taxi Ltd.
ST	Syd's Taxi (1984) Ltd.
T	Tsawwassen Taxi Ltd.
V	Vancouver Taxi Ltd. Vancouver Taxi Ltd. "Handicapped Cab"
W	White Rock South Surrey Taxi Ltd.
Y	Yellow Cab Company Ltd.
Y	1044943 BC Ltd. dba "Yellow Cabs"

#### B. Taxi Companies approved to operate Single Shift Paired Vehicles

Black Top Cabs Ltd.  
 Bonny's Taxi Ltd.  
 Burnaby Select Metrotown Taxi Ltd.  
 Fort St. John Cabs Ltd.  
 MacLure's Cabs (1994) Ltd.  
 North Shore Taxi (1996) Ltd.  
 Queen City Taxi Ltd.  
 Richmond Cabs Ltd.  
 Teco Taxi Ltd.  
 Vancouver Taxi Ltd.  
 Yellow Cab Company Ltd.